

# P.C.A.S.A. TEAM ON THE FLAT DRESSAGE TEST NO. 4 – re-issued Nov 2018

Team: \_\_\_\_\_

**Note:** SHOULD A HORSE LEAVE THE ARENA, 10 PENALTY POINTS & CONTINUE

**Penalties:** Wrong course, 1<sup>st</sup> time - 2 points, 2<sup>nd</sup> time – 5 points, 3<sup>rd</sup> time – 10 points, 4<sup>th</sup> time – Elim

Use of voice, 2 points each time, with the exemption of the Team Captain, who is permitted to whisper short commands only

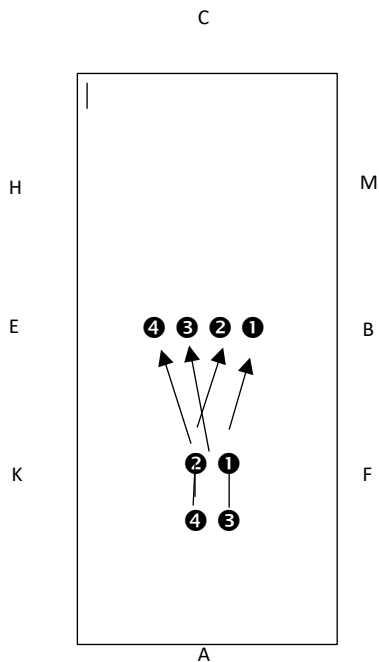
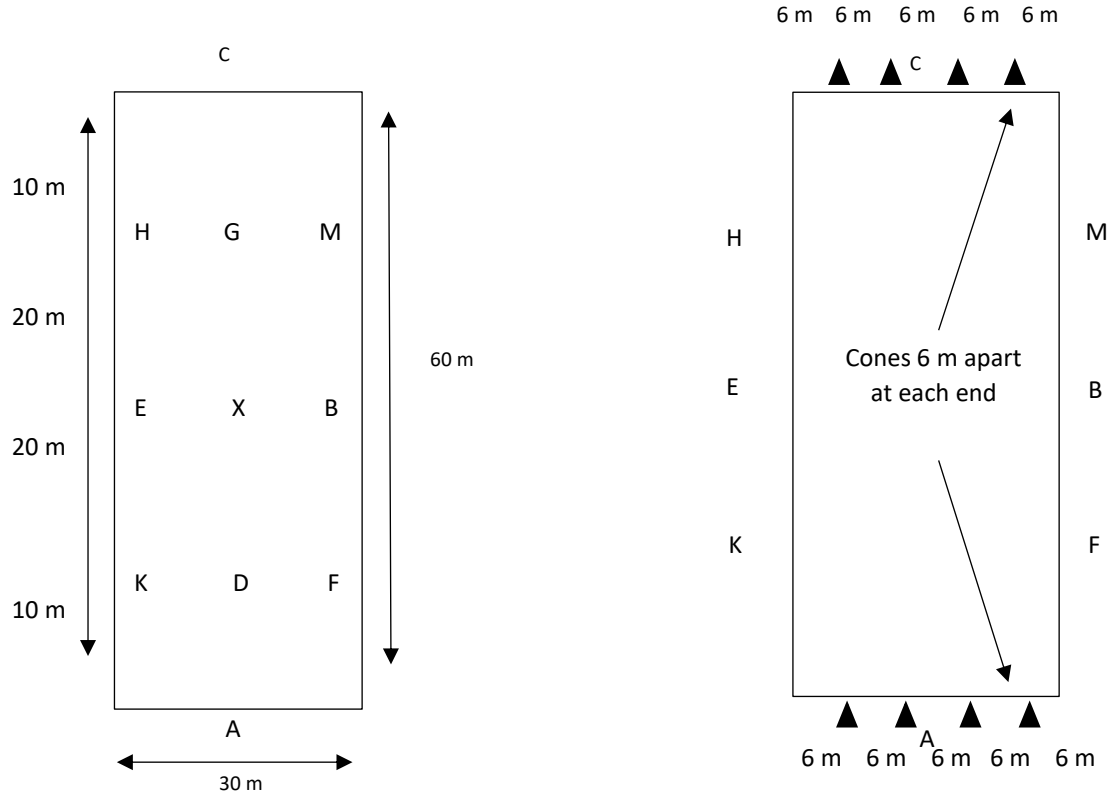
No whips allowed

		TEST	MAX MARK	JUDGES MARKS	REMARKS
1	A	Enter in pairs, working trot, rising, 10m between pairs.	10		
	X	Halt in line abreast. Salute. Proceed at working trot, rising.			
2	C	Turn right, around arena to A	10		
3	A	Half circle right to X, working trot, rising.	10		
	X	Half circle left to C, rising trot.			
4	Between C & H	Between C & H form pairs, riders 3 & 4 dropping back. Rising trot around arena to F	10		
	FXH	Change rein, showing some lengthened strides			
	H	Working rising trot			
5	B	Turn right	10		
	X	Riders 1 & 3, 1 ½ circles right 30m, sitting trot Riders 2 & 4, 1 ½ circles left 30m, sitting trot			
6	(C & A)	At C, riders 1 & 3 canter circle right 30m At A, riders 2 & 4 canter circle left 30m On returning to C, riders 1 & 3 rising trot On returning to A, riders 2 & 4 rising trot	10		
7	B	Turn, single file in order 1, 2, 3, 4	10		
	E	Turn left			
	A	Turn down the centre line			
8		On reaching C, riders 1 & 3 turn left, riders 2 & 4 turn right Rising trot around the arena to A	10		
9	A	Form pairs, turn down centre line	10		
	C	Pair 1 & 2 turn left, pair 3 & 4 turn right Rising trot around arena to A			
10	A	Form into Team of Four, turn down centre line	10		
	X	Walk			
	G	Halt, Salute.			
11		Right wheel on centre line, when straight, working trot (rising)	10		
	A	Leave the arena in pairs, riders 1 & 2 followed by riders 3 & 4			
		Team Cooperation	10		
		Total points	120		

Judges Signature: \_\_\_\_\_ Date: \_\_\_\_\_

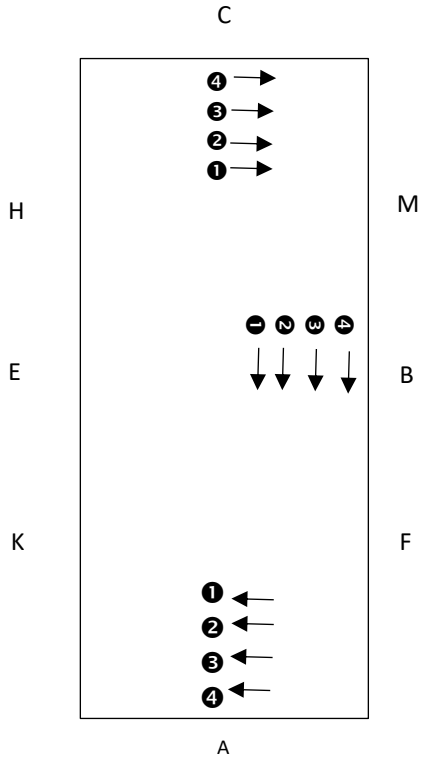
Judges Name: \_\_\_\_\_

**P.C.A.S.A. TEAM ON THE FLAT DRESSAGE TEST NO. 4 – re-issued Nov 2018**

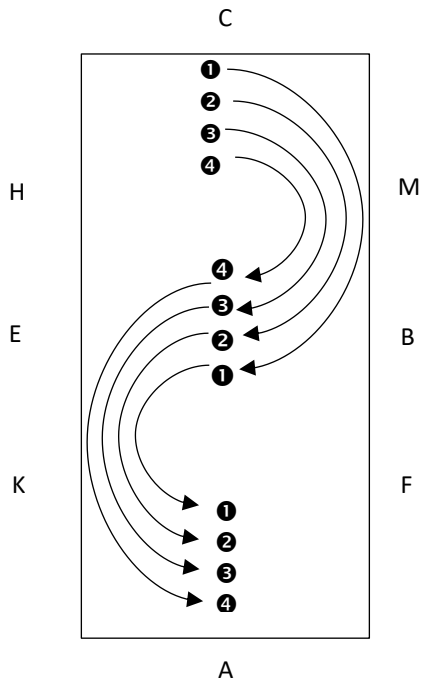


1.	A	Enter in pairs, working trot, rising, 10m between pairs.
	X	Halt in line abreast. Salute. Proceed at working trot, rising.

**P.C.A.S.A. TEAM ON THE FLAT DRESSAGE TEST NO. 4 – re-issued Nov 2018**

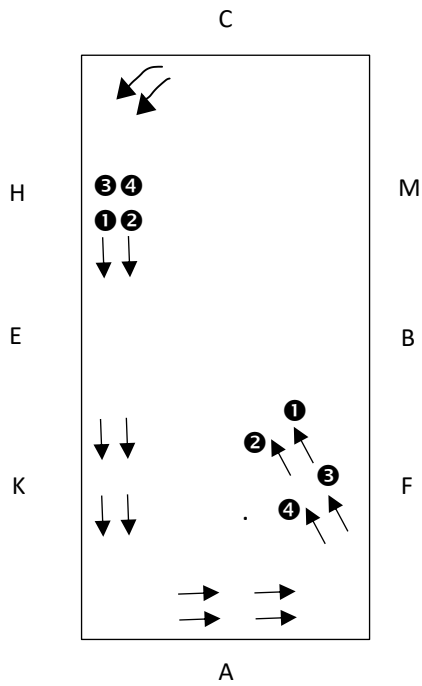


2.	C	Turn right, around arena to A
----	---	-------------------------------

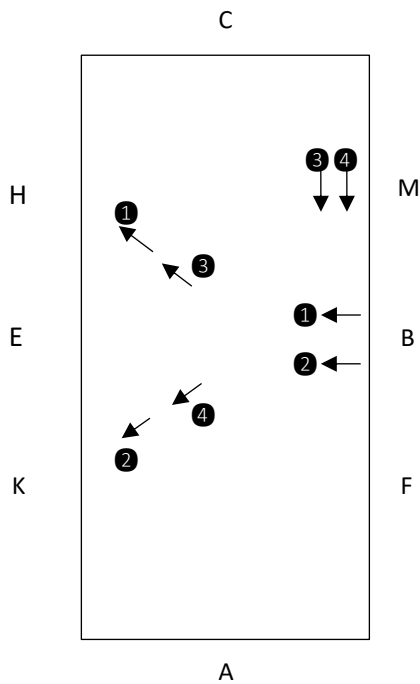


3.	A	Half circle right to X, working trot, rising
	X	Half circle left to C, rising trot

**P.C.A.S.A. TEAM ON THE FLAT DRESSAGE TEST NO. 4 – re-issued Nov 2018**

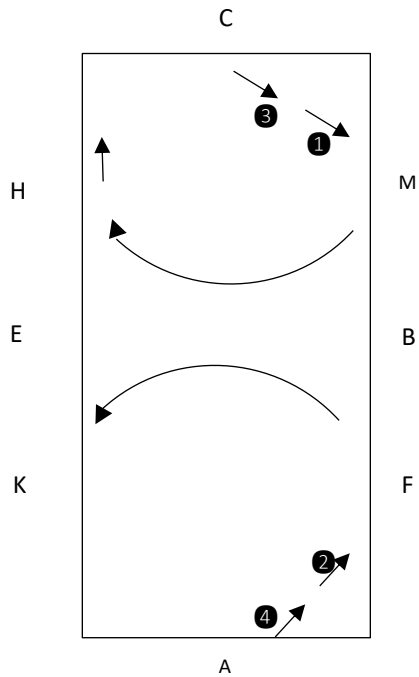


4.	Between C & H form pairs, riders 3 & 4 dropping back.
	FXH Change rein, showing some lengthened strides.
	H Working trot, rising

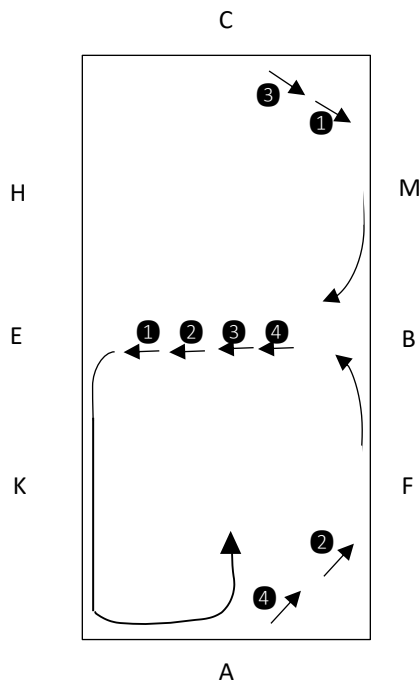


5.	B Turn right.
	X Riders 1 & 3, 1 ½ circles right 30m, sitting trot. Riders 2 & 4, 1 ½ circles left 30m sitting trot.

**P.C.A.S.A. TEAM ON THE FLAT DRESSAGE TEST NO. 4 – re-issued Nov 2018**

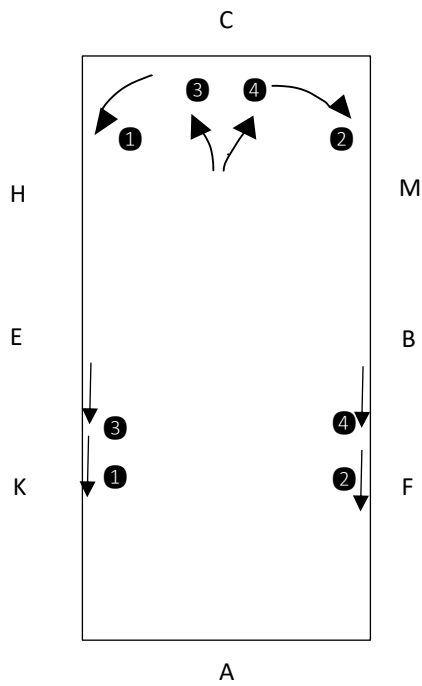


6.	<p>At C Riders 1 &amp; 3 canter circle right 30m          At A Riders 2 &amp; 4 canter circle left 30m          On returning to C, riders 1 &amp; 3 rising trot          On returning to A, riders 2 &amp; 4 rising trot</p>
----	--

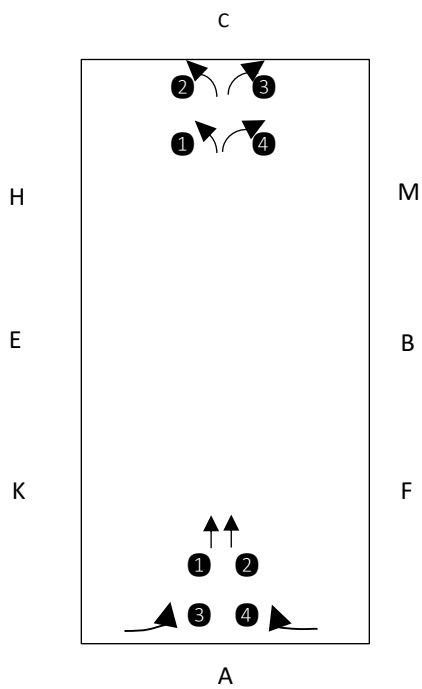


7.	<p>B Single file in order 1, 2, 3, 4          E Turn left          A Down the centre line</p>
----	---

**P.C.A.S.A. TEAM ON THE FLAT DRESSAGE TEST NO. 4 – re-issued Nov 2018**

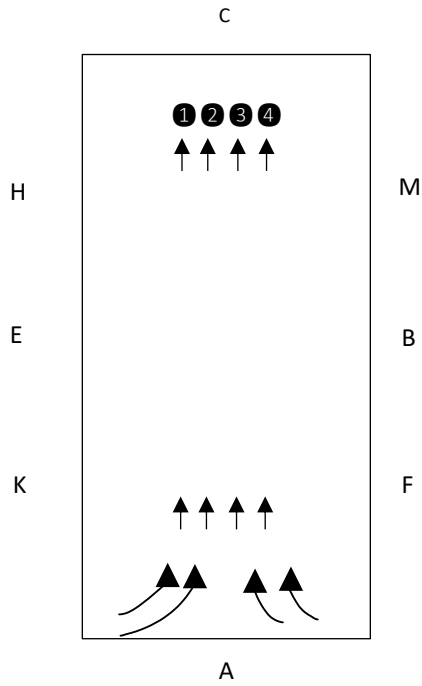


8.	<p>On reaching C, riders 1 &amp; 3 turn left, riders 2 &amp; 4 turn right.</p> <p>Rising trot around the arena to A</p>
----	---

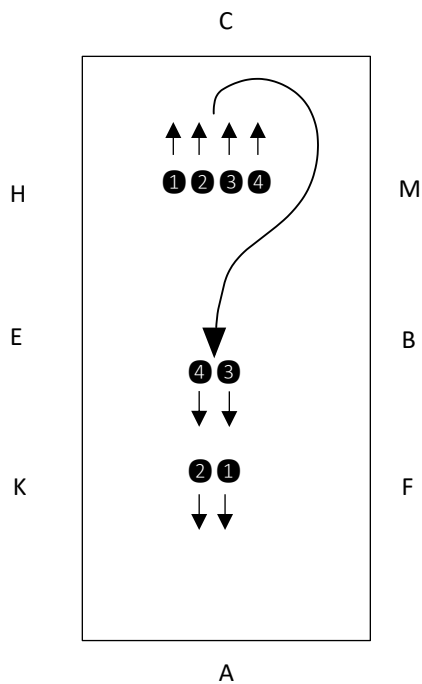


9.	<p>A Form pairs, turn down centre line</p> <p>C Pair 1 &amp; 2 turn left, pair 3 &amp; 4 turn right.</p> <p>Rising trot around arena to A</p>
----	---

**P.C.A.S.A. TEAM ON THE FLAT DRESSAGE TEST NO. 4 – re-issued Nov 2018**



10.	A	Form into Team of Four, turn down centre line.
	X	Walk
	G	Halt, salute.



11.		Right wheel on centre lines. When straight, working trot rising.
	A	leave the arena in pairs riders 1 & 2 followed by riders 3 & 4